

FIS GAS SENSOR SB-42A

for REFRIGERANT DETECTION(R134a,R-410a,R-407c)

The SB-42A is a tin dioxide semiconductor gas sensor which has a high sensitivity to HFCs (e.g. Freon: R-134a) with improved cross sensitivity to other gases. This model is suitable for R-134a, R-410a, R-407c and other new freon family which contains R-134a. A significant feature of low power consumption design (120 mW) is advantageous for portable devices.

Structure

Gas sensitive semiconductor material is a mini bead type and a heater coil and electrode wire are embedded in the element. The sensing element is installed in the metal housing which uses double stainless steel mesh (100 mesh) in the path of gas flow. The mesh is an anti-explosion feature (Fig 1).

Operating conditions

Fig 2 shows the standard operating circuit for this model. The change of the sensor resistance (R_S) is obtained as the change of the output voltage across the fixed or variable resistor (R_L). In order to obtain the best performance and specified characteristics, the values of the heater voltage (V_H) circuit voltage (V_C) and load resistance (R_L) must be within the range of values given in the standard operating conditions shown in the Specification table on the next page.

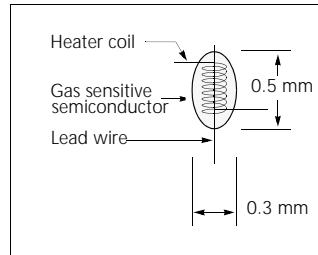


Fig 1a. Sensing element

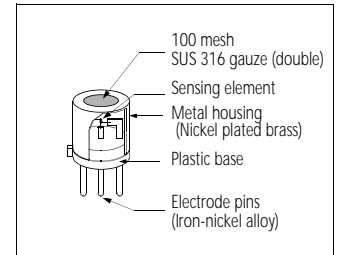


Fig 1b. Configuration

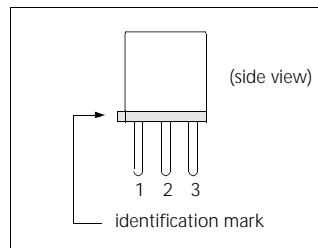


Fig 1c. Pin Layout

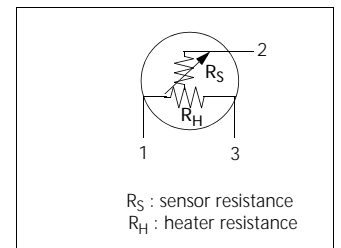


Fig 1d. Equivalent circuit

Sensitivity characteristics

Fig 3 shows the sensitivity characteristics curves of the SB-42A (typical data). Sensitivity characteristics of the FIS gas sensors are expressed by the relationship between the sensor resistance and gas concentration. The sensor resistance decreases with an increase of gas concentration based on a logarithmic function.

The sensitivity characteristics of the SB-42A is specified by the following parameters.

- Sensor resistance level: at 100 ppm of R-134a
 - Sensor resistance change ratio: between R-134a 100 ppm and 300 ppm
- See the specification table on the next page for further details.

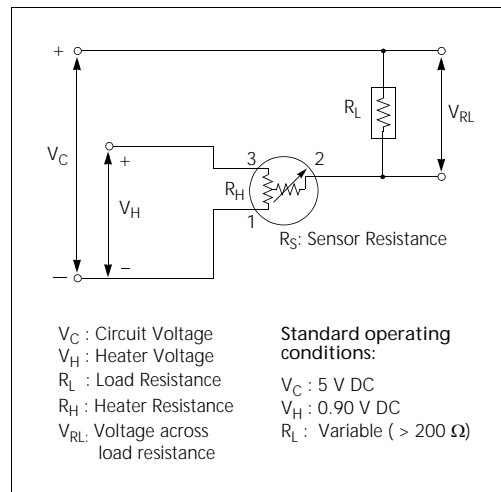


Fig 2. Standard circuit

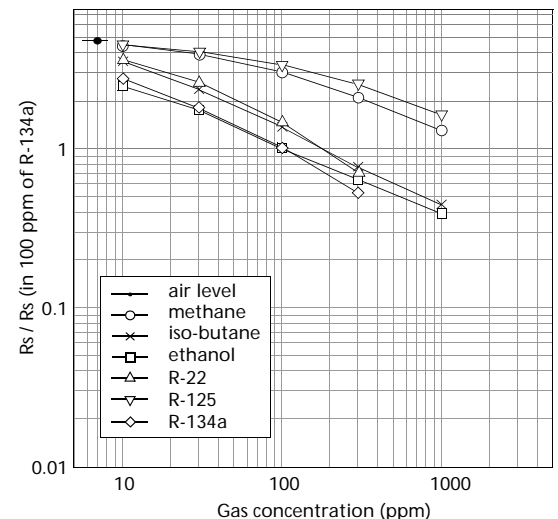


Fig 3. Sensitivity characteristics

Specifications

A. Standard Operating conditions

Symbol	Parameter	Specification	Conditions etc.
V_H	Heater voltage	$0.9 \text{ V} \pm 0.05 \text{ V}$	AC, DC or pulse
V_C	Circuit voltage	Less than 5 V	DC: Pin2 (+) - Pin 1 (-)
R_L	Load resistance	Variable (> 200 Ω)	$P_S < 10 \text{ mW}$
R_H	Heater resistance	$2.8 \Omega \pm 0.2 \Omega$	at room temperature
I_H	Heater current	130 mA	$I_H = V_H / R_H$ (typical value)
P_H	Heater power consumption	120 mW	$P_H = V_H^2 / R_H$ (typical value)
P_S	Power dissipation of sensing element	Less than 10 mW	$P_S = \frac{(V_C - V_{RL})^2}{R_S}$

B. Environmental conditions

Symbol	Parameter	Specification	Conditions etc.
T_{ao}	Operating temperature	-10°C to 60°C	Recommended range
T_{as}	Storage temp	-20°C to 70°C	
RH	Relative humidity	Less than 95% RH	
(O_2)	Oxygen concentration	$21\% \pm 1\%$ (Standard condition)	Absolute minimum level: more than 18%
		The sensitivity characteristics are influenced by the variation in oxygen concentration. Please consult FIS for details.	

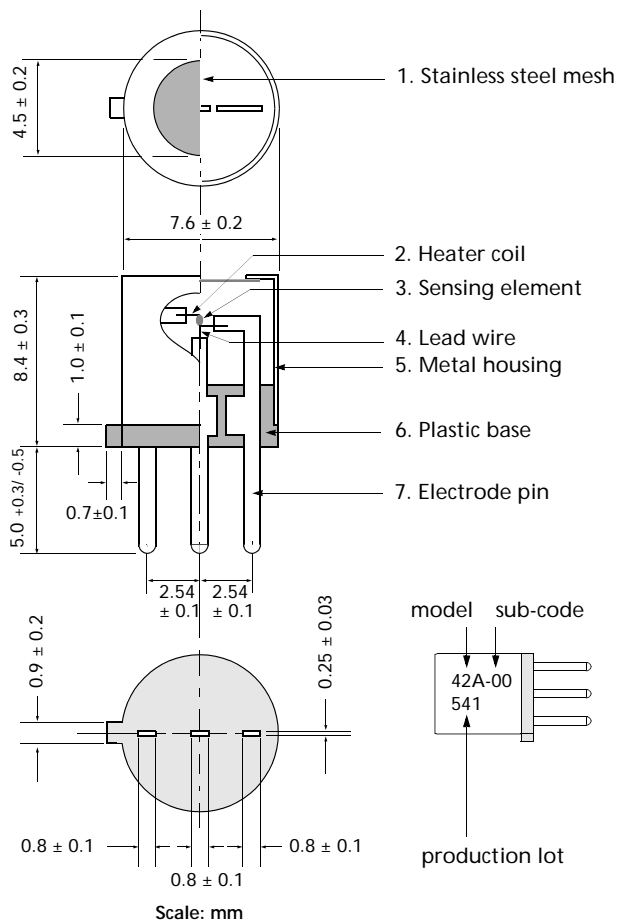
C. Sensitivity characteristics

Model	SB-42A-00 (tentative specifications)		
Symbol	Parameter	Specification	Conditions etc.
R_S	Sensor resistance	2 k Ω to 20 k Ω	at 100 ppm of R-134a/air
β	Ratio of sensor resistance	0.50 to 0.65	$\frac{R_S \text{ at } 300 \text{ ppm of R-134a}}{R_S \text{ at } 100 \text{ ppm of R-134a}}$
R/Rair	Resistance change in gas/air	≤ 0.40	$\frac{R_S \text{ at } 100 \text{ ppm of R-134a}}{R_S \text{ in air}}$
Standard Test Conditions:		Temp: $20^\circ\text{C} \pm 2^\circ\text{C}$ Humidity: $65\% \pm 5\%$ (in clean air)	V_C : $5.0 \text{ V} \pm 1\%$ V_H : $0.9 \text{ V} \pm 1\%$ R_L : $10 \text{ k}\Omega \pm 5\%$ Pre-heating time: more than 48 hours

D. Mechanical characteristics

Items	Conditions	Specifications
Vibration	Frequency: 100 cpm	Should satisfy the specifications shown in the sensitivity characteristics after test.
	Vertical amplitude: 4 mm	
	Duration: 1 hour	
Shock	Acceleration: 100 G	
	Number of impacts: 5 times	

Dimensions



E. Parts and Materials

No.	Parts	Materials
1	Stainless steel mesh	SUS 316 (100 mesh, double)
2	Heater coil	Platinum
3	Sensing element	Tin dioxide (SnO_2)
4	Lead wire	Platinum
5	Metal housing	Nickel plated brass
6	Plastic base	PBT (Poly butylene terephthalate)
7	Electrode pins	Iron-nickel alloy

Please contact

March 2006

FIS Inc.
3-36-3, Kitazono
Itami, Hyogo
664-0891 Japan

Tel: +81-72-780-1800
Fax: +81-72-785-0073
<http://www.fisinc.co.jp>